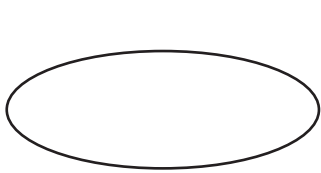


SLIDES AND FLIPS: ONE AT A TIME


INSTRUCTIONS

Find and draw shapes with slides, flips, and turns.

1. Which picture shows a slide?



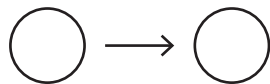
a.



c.

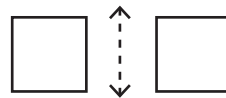


b.

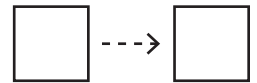


d.

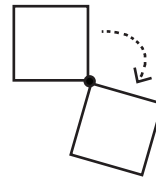
3. Which pictures shows a square being turned?



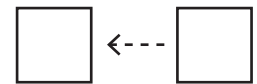
a.



c.

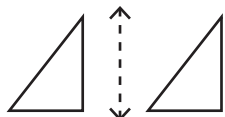


b.

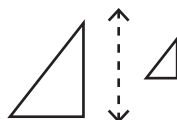


d.

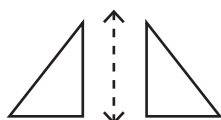
2. Which picture shows a triangle flipped?



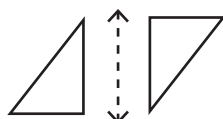
a.



c.



b.



d.

4. Draw this shape flipped over the dotted line.



5. Draw this shape turned.

