

CHARTS AND GRAPHS

INSTRUCTIONS

Use the graphs to help you answer the questions.

1. How many cows are on Hawkin's Farm?

- a. 5 cows
- b. 7 cows
- c. 11 cows
- d. 30 cows

HAWKIN'S FARM ANIMALS




Pigs	Sheep	Cows

2. How many days were sunny?


How many days were rainy?

How many more sunny days were there than rainy days?

THIS WEEK'S WEATHER

							
							
							
	1	2	3	4	5	6	7

3. Count the shapes below. Use the tally chart to show the amount of each shape.



TYPES OF SHAPES