



Writing Support on Your Terms

Get help with your writing from the experts at Tutor.com


Mix-and-Match Writing Support: No matter where you are in the writing process, our highly vetted expert writing tutors can provide the support you need, when you need it.



LIVE SESSION

Connect with a Tutor for 1-to-1, On-Demand Support

Work with a tutor online to get help brainstorming ideas, making an outline and revision plan, using correct grammar and punctuation, and more. Work interactively with your tutor to improve your paper and your writing skills.



DROP-OFF PAPER REVIEW

Upload Assignments & Receive Feedback within 12 Hours

Balance your heavy workload while still getting the support that you need. Get help from an expert tutor with grammar, punctuation, structure and flow, theme development, citations, and more.

FEEDBACK

Get comprehensive feedback on your writing project from one of our expert tutors.



SUMMARY
of strengths and
weaknesses



ACTION PLAN
with what you need
to work on



**RECOMMENDED
RESOURCES**
for more writing tips

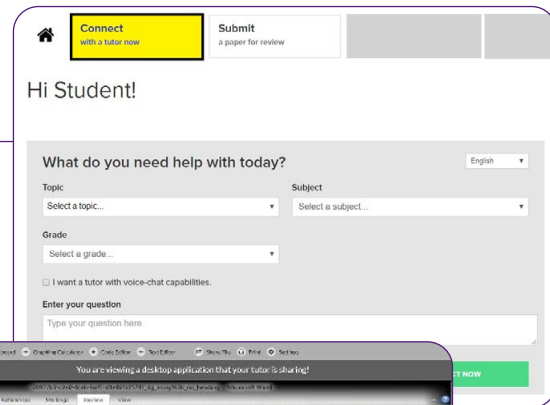


**FINAL
SUMMARY**
focused on the areas
you requested

Live Session: Connect 1-to-1 with a Live Tutor

STEP 1

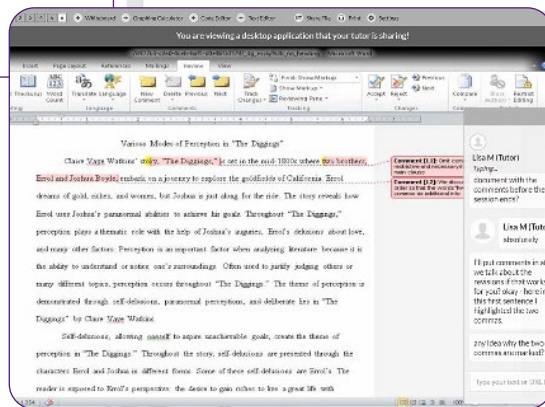
Click on **Connect with a tutor now** at the top of the page. Complete the short questionnaire to be matched with an expert writing tutor.



The screenshot shows the 'Connect with a tutor now' form. At the top, there are two buttons: 'Connect with a tutor now' (highlighted in yellow) and 'Submit a paper for review'. Below the buttons, it says 'Hi Student!'. The form asks 'What do you need help with today?' and includes fields for 'Topic', 'Subject', and 'Grade'. There is also a checkbox for 'I want a tutor with voice-chat capabilities.' and a text area for 'Enter your question'.

STEP 2

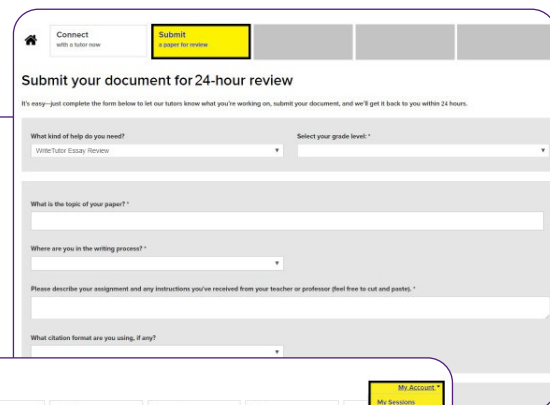
Use our interactive whiteboard and text editor to revise your paper while you text or audio chat with your tutor.



Drop-Off Paper Review: Submit Your File

STEP 1

Click on **Submit a paper for review** at the top of the page. Fill out the submission form, choose your file to upload, and click **Submit**.



The screenshot shows the 'Submit your document for 24-hour review' form. At the top, there are three buttons: 'Connect with a tutor now', 'Submit a paper for review' (highlighted in yellow), and 'Drop off a term question'. Below the buttons, it says 'Submit your document for 24-hour review'. The form asks 'What kind of help do you need?' and 'What is the topic of your paper?'. There is also a text area for 'Please describe your assignment and any instructions you've received from your teacher or professor (feel free to cut and paste)'. At the bottom, there is a 'Submit' button.

STEP 2

Once your paper has been reviewed and returned, click on **My Account** and select **My Sessions**. Locate your Essay Review Session and open the **Summary Feedback Form** and **Reviewed Document**.

