

# How It Works: Tutor.com Classroom for Middle and High School Students



Our tutors can help you with reading, math, and so much more! You can connect by voice or text-chat and work together with your tutor in our online classroom.

Get expert help in a **safe, secure** virtual learning space—anytime, anywhere, on any device.

## Live Tutoring Step-By-Step Guide

### Step 1: Get started

Log in to your **Schoology**® account.



### Step 2: Navigate to Tutor.com

Click on the Tutor.com link.

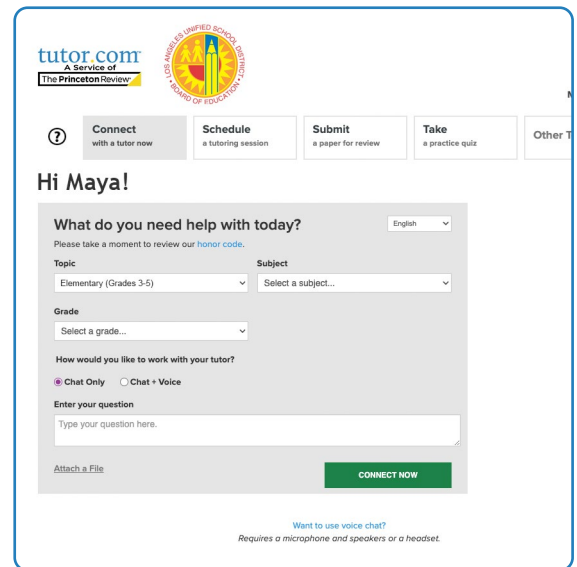


When you click on the **Tutor.com** link, a new window will pop up. Don't worry if you click out of the window and can't see it anymore. You can find it again at the bottom of your screen or in the background.

### Step 3: Find the right tutor

Select your language, topic, subject, and grade level. When you're in our online classroom, you can use the chat box to text with your tutor, or you can talk with them like you would over the phone. Click the option that's most comfortable for you.

If you'd like, you can also share files with your tutor. Upload your homework or reading worksheet—or whatever you're working on. You and your tutor will be able to look at your work together in the classroom.



### Step 4: Start your session

Click on the **CONNECT NOW** button to quickly connect with an incredible tutor.

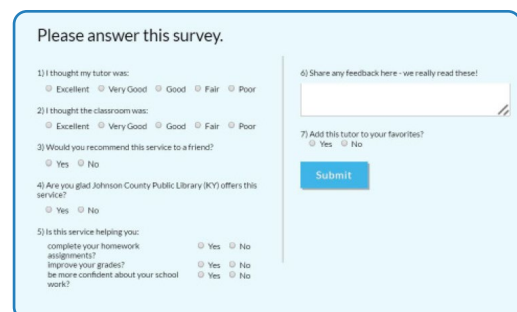
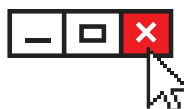
Classroom sessions are recorded so that you can look at them later if you need help remembering something your tutor said.

### Step 5: Rate and review your session

After each session, be sure to let us know how we did! You'll also be able to play a recording of your session and email or print the text-chat and whiteboards.

### Step 6: End your session

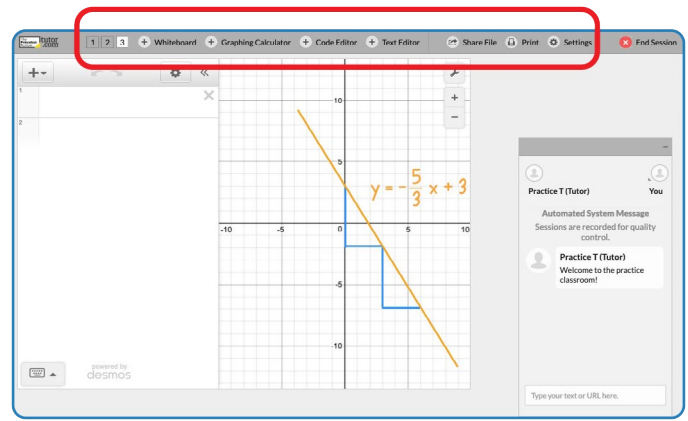
Once you finish rating and reviewing your session, simply close the Tutor.com window.



# Use Special Tools

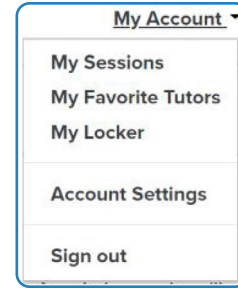
You and your tutor can also use the whiteboard to share work and ideas. When you are using the whiteboard, you can draw, erase, add shapes, and change colors to help your tutor see what you're working on.

The classroom also includes a graphing calculator, text editor, and code editor that you can use if you are working on complex math, writing, or computer science. Use these tools by clicking the buttons above the whiteboard.



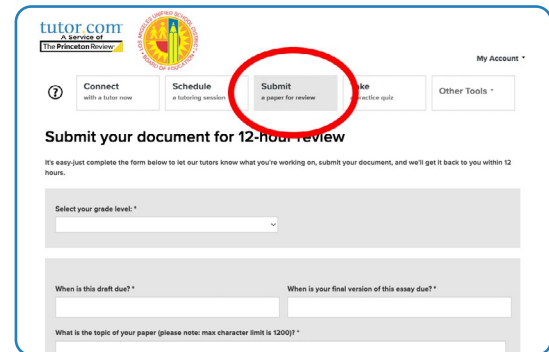
# Use My Account

You can take a look at your past sessions in **My Sessions**. Be sure to tag your favorite tutors so that you can work with them in the future. Reconnect with **your favorite tutors or see when they are next scheduled in the My Favorite Tutors** section. You can see files you have saved or shared with your tutors in **My Locker**.



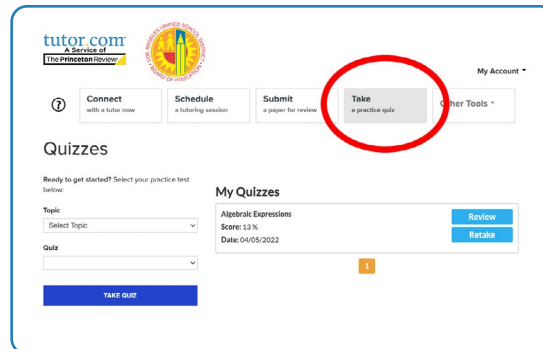
# Writing Help

Our **Drop-Off Review** service allows you to get help from a tutor without having a live session. Just upload your writing homework, grammar worksheet, or anything else you need help with, and a tutor will send you helpful feedback within a day. You can see your tutor's feedback in **My Sessions**.



# Practice Quizzes

Use our practice quizzes to get ready for math, science, and English tests. Take a quiz, see the questions you answered correctly, and connect with a tutor about anything you missed.



Connect with a tutor anytime. We are here to help! [lms.lausd.net](https://lms.lausd.net)