Get Started With Homework Louisiana

1 Go To www.HomeworkLA.org

To get started, go to www.HomeworkLA.org and scroll down to click "Get Started." If you receive an error, visit https://lalibcon.state.lib.la.us to log in with your library card and then click on the link to Homework Louisiana.

Tutors are available 7 days a week from 2 p.m. until midnight for K-College, and 10 a.m. to midnight for Adult Learners & Job Seekers. Self-study tools are 24/7.

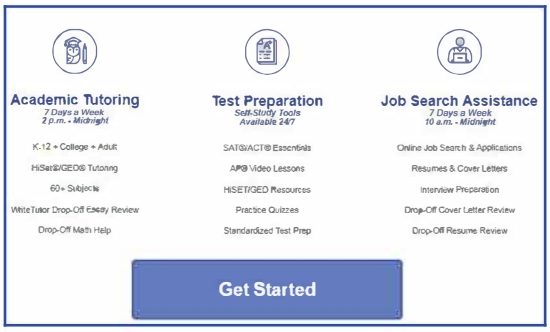

2 Create an Account

Creating an account is FREE and optional, but highly suggested. An account will give you access to your previous sessions, allow you to tag and reconnect with favorite tutors, use our drop-off review services and access the SAT/ACT Essentials test preparation. Even with an account, you are still anonymous to your tutor.

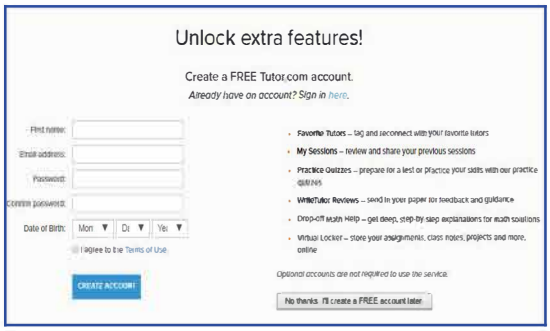

3 Choose Your Tool

Homework Louisiana isn't just for homework. It has a lot of different tools you can use to study, prepare for a test or even find a job. The "Task with Tools" section on the Home page shows all of the different tools available for your task at hand. Be sure to explore each one!

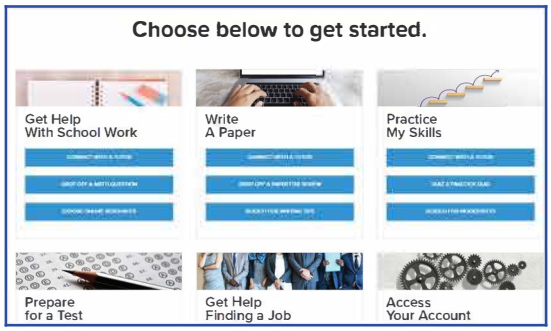

4 Connect with a Tutor

After clicking "Connect with a Tutor," you will see the pre-session question box. Choose your subject and topic, then your grade level and parish. If you would like to speak with your tutor via phone or your microphone, check the "voice" box. Enter your question. Having your question in advance helps route your session to the best tutor. If you have a worksheet or writing assignment, you can click "Attach File" and upload it before your session. Then, just click "Connect Now."

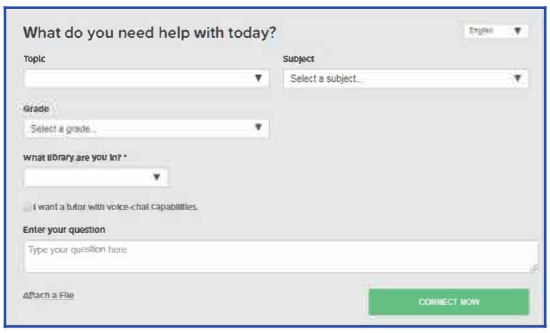

For more information, contact Angela Germany, State Library of Louisiana, at agermany@slol.lib.la.us. HomeworkLouisian is provided by the State Library of Louisiana, your local public library, and from the Institute of Museum and LIbrary Service, powered by Tutor.com.

Homework Louisiana Learning Tools

5 The Online Classroom

The online classroom provides several different tools to communicate with your tutor and tackle our question. You can chat with your tutor, use the audio feature to speak with them, draw on the interactive whiteboard, share files, share websites, and use the graphing calculator or the text editor. Access to most tools is available at the top of the classroom. Ask your tutor if you need help!

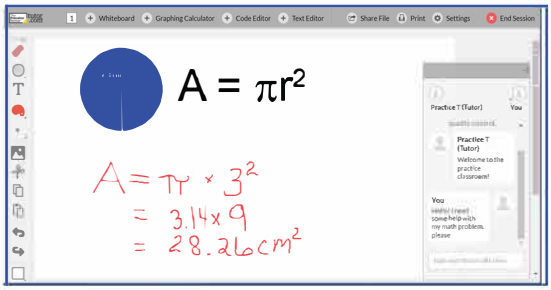

6 Drop-Off Reviews

If you are short on time or would just like a more in-depth review of your writing assignment, math problem or resume and cover letter, you can use the Drop-Off Review services. Just answer a few questions to explain your assignment or job search, upload your file and a tutor or career coach will send back a review within 12-24 hours.

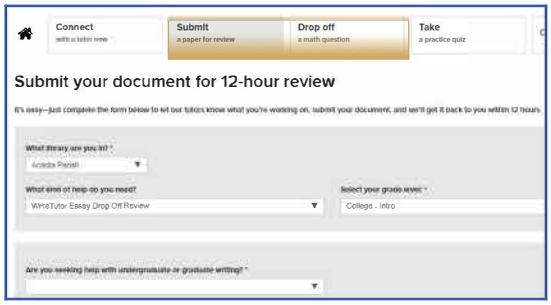

7 Practice Quizzes & Test Prep

Use the Practice Quizzes as a quick check of your knowledge on a specific topic before a class quiz or end-of-unit test. Use the SAT/ACT Test Prep to take full-length practice tests, receive a score report with areas of focus, watch related video lessons, take practice drills and access resources related to the college application process.

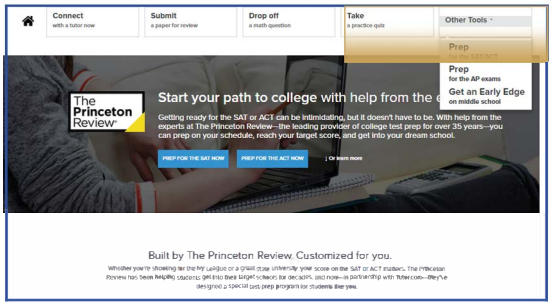

8 Video Lessons

Video lessons are a great way to learn a new topic and review concepts you learned (or didn't learn) in class. There are video lessons for four AP® Courses as well as videos for foundational concepts in arithmetic, algebra, geometry, statistics, reading, writing, and grammar.

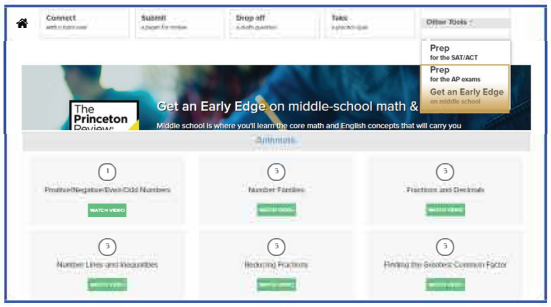

9 SkillsCenter™ Resource Library
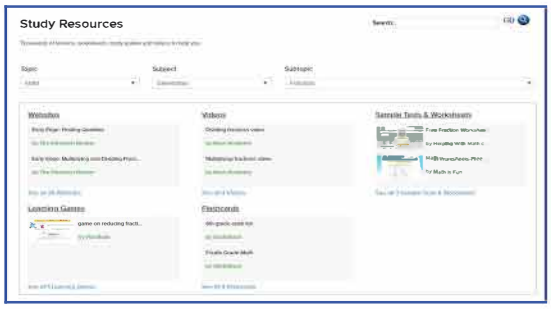
If you are looking for additional online resources, such as practice worksheets, flashcards, informational websites, writing tips, or job search sites and samples, visit the SkillsCenter Resource Library. It is searchable by keyword or through a navigation tree. Just click on any tool on the Home Page that says, "search" or "explore."